
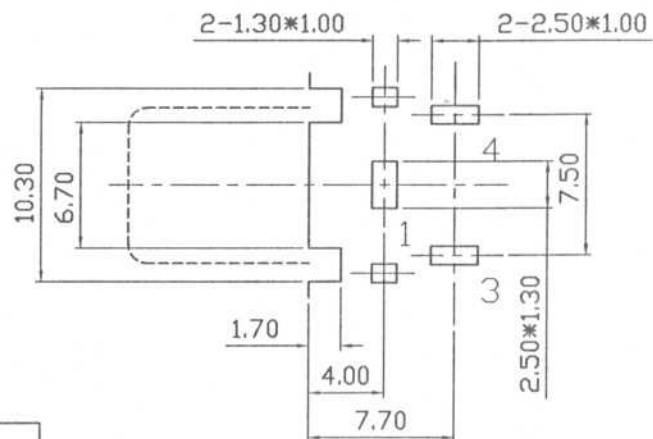
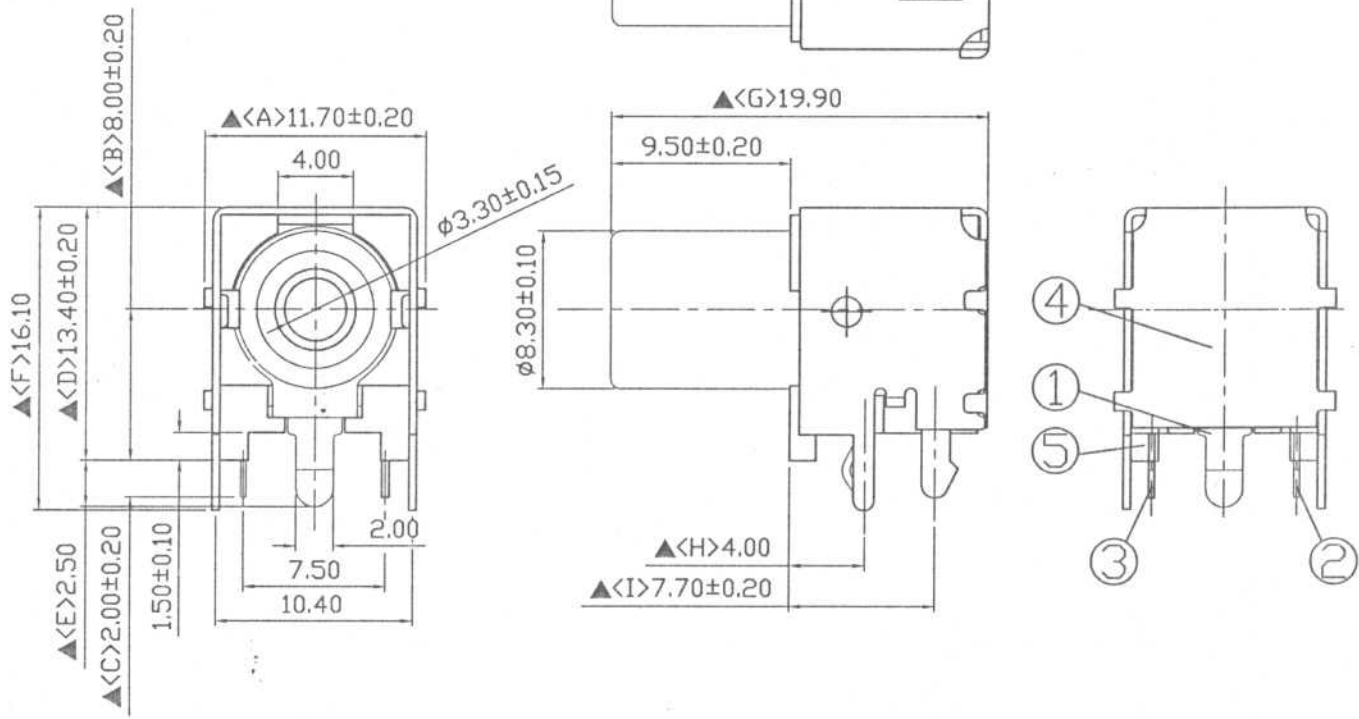


SCHEMATIC	
MODEL NO	V



Pin Hole Layout
(Jack Bottom View)

5.	Housing	PBT	1	Black Color
4.	Metal Shell	0.4T Iron	1	Nickel Plated
3.	Spring Terminal	0.3T Phosphor Bronze	1	Silver Plated
2.	Break Terminal	0.3T Phosphor Bronze	1	Silver Plated
1.	Earth Terminal (Barrel)	0.4T Brass	1	Nickel Plated
NO.	Description	Material	Q'TY	Finish

SPECIFICATIONS:
 See "Details of Environment-Related Substance"
 Contact Resistance : 30mΩ max
 Insulation Resistance : 100MΩ min. at DC 500V
 Dielectric Withstand Voltage : AC 500V for one minute
 Remark: ▲: The Most Important Dimension

 S.C. PRECISION INDUSTRIAL CO., LTD.

DATE	DWN	CHKD	APVD	MANAGER
10.30.2003	余軍			

PART NAME : PIN JACK PART NUMBER: SCP625VNS1N0000 VERSION: 2.0

TOLERANCE : ±0.3mm UNLESS OTHERWISE SPECIFIED UNIT: mm  SCALE: /