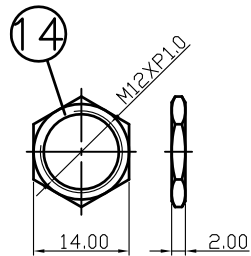
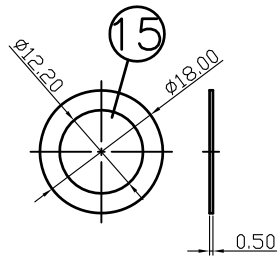


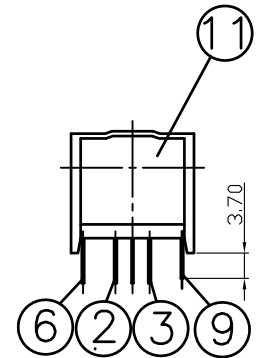
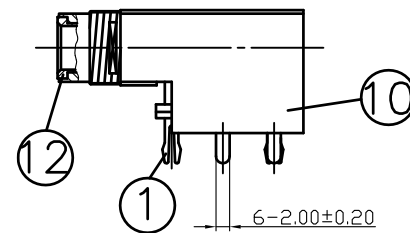
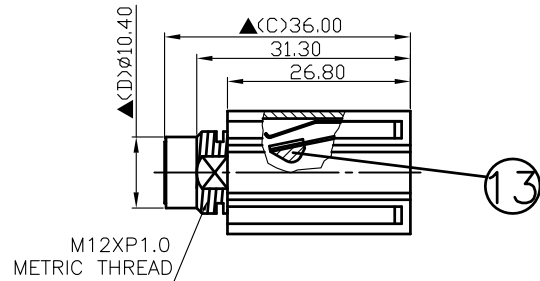
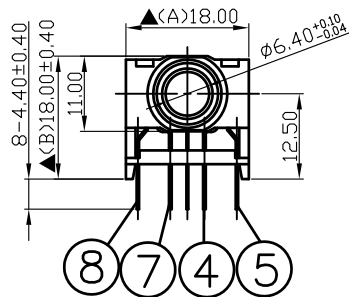
MODEL NO D



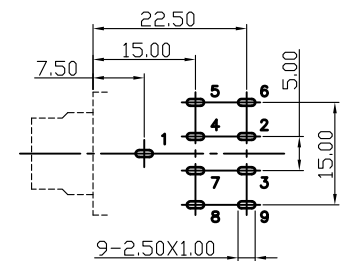
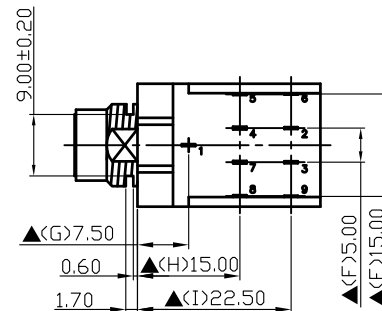
NUT



WASHER



15.	Washer	0.5T Steel	1	Nickel Plated
14.	Nut	2.0T Steel	1	Nickel Plated
13.	Insulator	POM	2	Black Color
12.	Bushing	Low Lead Brass Rod	1	Nickel Plated
11.	Cover	POM	1	Black Color
10.	Housing	PBT	1	Black Color
9.	Make Terminal	0.2T Phosphor Bronze	1	Silver Plated
8.	Break Terminal	0.35T Phosphor Bronze	1	Silver Plated
7.	Transfer Terminal	0.4T Brass	1	Silver Plated
6.	Make Terminal	0.2T Phosphor Bronze	1	Silver Plated
5.	Break Terminal	0.35T Phosphor Bronze	1	Silver Plated
4.	Transfer Terminal	0.4T Brass	1	Silver Plated
3.	Ring Spring	0.3T Phosphor Bronze	1	Silver Plated
2.	Tip Spring	0.3T Phosphor Bronze	1	Silver Plated
1.	Earth Terminal	0.3T Phosphor Bronze	1	Silver Plated
NO.	Description	Material	Q 'TY	Finish



Pin Hole Layout
(Jack Bottom View)

S.C. PRECISION INDUSTRIAL CO., LTD.	DATE	DWN	CHKD	APVD	MANAGER
	03.26.2022	王平華			

For Redference
僅供參考

RoHS&SVHC
Compliant

PART NAME : 6.3φ PHONE JACK	PART NUMBER: SCJ634R0NDS1B00L	VERSION: 2.0
-----------------------------	-------------------------------	--------------

TOLERANCE : ±0.3mm UNLESS OTHERWISE SPECIFIED	UNIT: mm	SCALE: 1/1
---	----------	------------

SPECIFICATIONS:
 Contact Resistance : 30mΩ max
 Insulation Resistance : 100MΩ min. at DC 500V
 Dielectric Withstanding Voltage: AC 500V for one minute
 Remark: ▲: The Most Important Dimension